

HPL SERIES Industrial Lighting

HPL-24W-30K-E26
HPL-24W-50K-E26

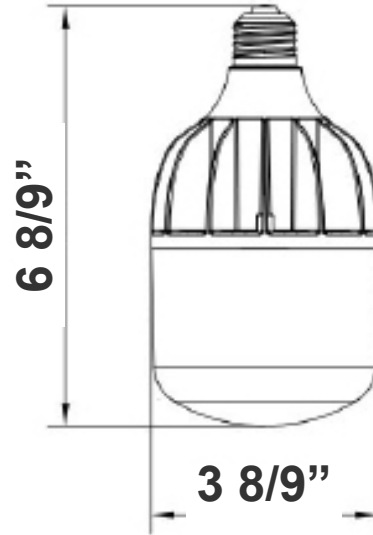


Customer Name: _____

Project Name: _____

Note: _____

Type: _____



6 8/9" (H) x 3 8/9" (W)

Energy-efficient, high-lumen output lamps designed for industrial, commercial, and large-area lighting applications. Delivers bright, long-lasting performance with reduced energy consumption.

Features

- Lamp Base: E26 Medium Base
- 5-Year Warranty
- Plastic Housing
- 50,000 Hours Rated Life

Technical Specifications

Electrical:

- Voltage: 120-277V AC 50/60Hz
- Wattage: 24W
- Power Factor: >0.9
- THD: ≤25%
- Efficacy: 125 LPW

Mechanical:

- Plastic Housing
- No fan housing (New Technology)
- Lamp Base: E26 Medium Base
- Operating temperature: -4°F ~ 122°F
- Do not use the lamps in enclosed fixtures
- Suitable for damp location
- 5-Year Warranty

Lighting:

- Lens: PC Lens
- Total lumens: 3000LM
- Color temperature: 3000K/5000K
- Color rendering index: >80
- Beam Angle: 200°
- 50,000 Hours Rated Life

Applications:

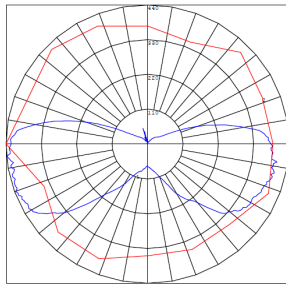
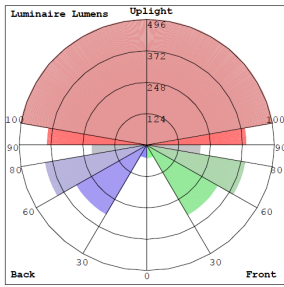
- Ideal for warehouses, factories, gymnasiums, parking garages, outdoor areas, and other large commercial or industrial spaces requiring powerful, energy-efficient lighting. Suitable for both indoor and outdoor high-mount installations.

Other Models:

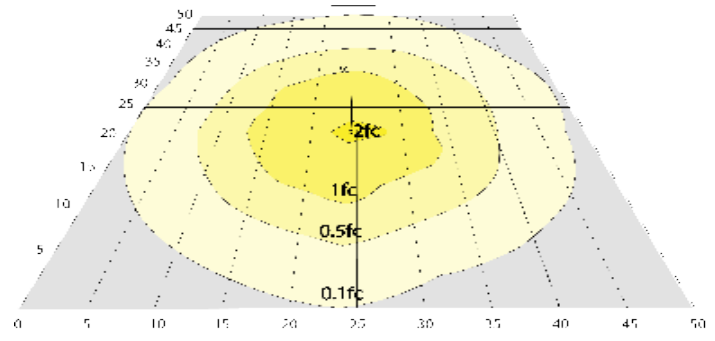
- 16W | 2000LM | HPL-16W-30K-E26
- 32W | 4000LM | HPL-32W-30K-E26
- 40W | 5000LM | HPL-40W-30K-E26
- 16W | 2000LM | HPL-16W-50K-E26
- 32W | 4000LM | HPL-32W-50K-E26
- 40W | 5000LM | HPL-40W-50K-E26



Photometrics: HPL-24W-E26



BUD Rating: B1-U3-G2



24W, 5000K Area 50'x 50' Mounting Height: 9'

Performance Table: HPL-24W-E26

MODEL NO.	Wattage	Voltage	Lumens	Color Temp.	BUG Rating	LPW
HPL-24W-30K-E26 HPL-24W-50K-E26	24W	120~277V	3000LM	3000K 5000K	B1-U3-G2	125

Sample Ordering

Model Wattage Color Temp. Base

HPL - 24W - - E26

30K = 3000K
50K = 5000K

Accessory:

Blank = No Option For Accessories

E26-ENLARGER = ENLARGES E26 BULB TO BE USED IN E39 SOCKET

ACCESSORY:



E26-ENLARGER

